



District Report Card: 2017


State: Telangana	District: Rangareddy
Class: 5	Subject: Language
Schools: 61	Students: 1153


Participation/Coverage


Students

GENDER 	Boys		Girls	
	Number	%	Number	%
	592	51.34	561	48.66

AREA 	Rural		Urban	
	Number	%	Number	%
	732	63.49	421	36.51

CATEGORY 	SC		ST		OBC		GEN	
	Number	%	Number	%	Number	%	Number	%
	344	29.84	123	10.67	617	53.51	69	5.98

CWSN 	LD	VI	HI	S&LD	ID	Oth
	2	0	0	4	1	1

Management 	Government		Government-aided	
	Number	%	Number	%
	1123	97.40	30	2.60

Average Performance of Students in Language (%)

Overall	Gender		Area		Management		Social Group			
	Male	Female	Rural	Urban	Govt.	Aided	SC	ST	OBC	GEN
60.47	59.97	61.00	62.72	56.55	60.80	48.00	59.07	62.55	61.00	58.94

Performance on Learning Outcomes (LOs)

Learning Outcomes	Description	Average Performance(%)
L504	Reads and comprehends independently storybooks, news items/ headlines, advertisements etc.	57.85
L508	Reads text with comprehension, locates details and sequence of events	61.78

Range of Performance of Students who Answered Correctly							
Below 30%		30% - 50%		50% - 75%		Above 75%	
Number	%	Number	%	Number	%	Number	%
148	12.84	263	22.81	396	34.35	346	30.01

Lowest Performing Learning Outcomes (LOs)

- 1 - Reads and comprehends independently storybooks, news items/ headlines, advertisements etc. (57.85)
- 2 - Reads text with comprehension, locates details and sequence of events (61.78)